


Truck Scale Assembly



FEATURES

- Rated capacities of 10,000 to 75,000 pounds
- High quality cast components
- *Unilink™* "floating" suspension system allows controlled floating of the scale deck
- Incorporates model 65058 double-ended shear beam load cells
- *Sensorgage™* sealed to IP67 standards
- Trade certified load cells for NTEP Class III: 10000 divisions; Class III: 5000 divisions available
- Factory Mutual System Approved for Classes I, II, III; Divisions 1 and 2; Groups A through G. Also, non-incendive ratings (No barriers!)

OPTIONAL FEATURES

- Optional load equalizer pads available
- Stainless steel version available

DESCRIPTION

The 65058-TSA is a high capacity truck scale weighing assembly.

This product is designed to simplify the installation of the 65058 load cell into a certified Legal For Trade high capacity weigh bridge. *Unilink™* floating suspension allows controlled floating of the scale deck, providing a reliable and accurate weighing system. The load cell is nickel plated or stainless steel and sealed to IP67 standards, assuring reliability. The

mount assembly is provided with a primer coat finish to simplify the manufacture of the scale.

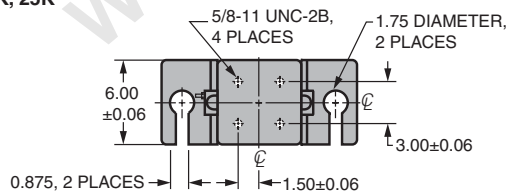
This weighing assembly is rated intrinsically safe by the Factory Mutual System (FM); making it suitable for use in potentially explosive environments. This weighing assembly is certified for Legal For Trade applications by both American NTEP and International OIML standards.

APPLICATIONS

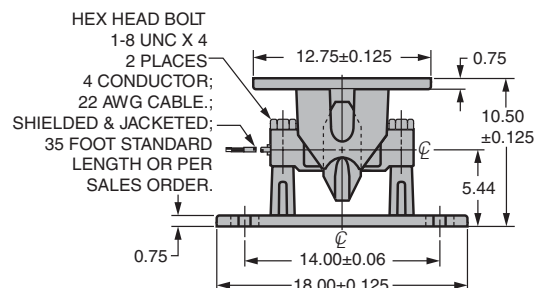
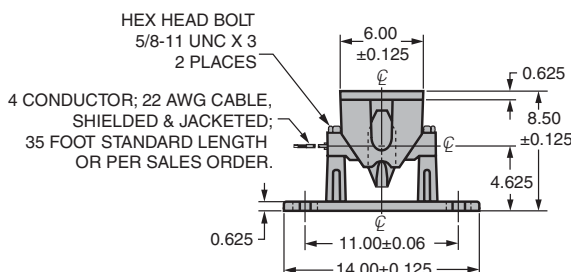
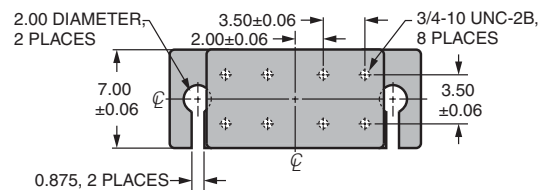
- Truck scales
- Railroad track scales
- "Legal for Trade" tank, bin and hopper weighing

OUTLINE DIMENSIONS in inches

10K, 20K, 25K



50K, 60K, 75K



Wiring

- + Excitation Red + Output Green
- Excitation Black - Output White

Capacities are in pounds.

SPECIFICATIONS

PARAMETER	VALUE				UNIT
Rated capacity-R.C. (E_{max})	10K, 25K, 40K, 50K, 60K, 75K				lbs
NTEP/OIML Accuracy class	NTEP III	NTEP IIII	Standard	OIML R60	
Maximum no. of intervals (n)	5000 multiple	10000 multiple		3000	
$Y = E_{max}/V_{min}$	See NTEP cert. 86-046A3			6667	Maximum available
Rated output-R.O.	3.0				mV/V
Rated output tolerance	0.25				±% mV/V
Zero balance	1.0				±% FSO
Combined error	0.02	0.02	0.03	0.02	±% FSO
Non-repeatability	0.01	0.01	0.015	0.01	±% FSO
Creep error (30 minutes)	0.025	0.030	0.03	0.017	±% FSO
Temperature effect on zero	0.0010	0.0010	0.0015	0.0010	±% FSO/°F
Temperature effect on output	0.0008	0.0008	0.0008	0.0007	±% of load/°F
Compensated temperature range	14 to 104 (-10 to 40)				°F (°C)
Operating temperature range	0 to 150 (-18 to 65)				°F (°C)
Storage temperature range	-60 to 185 (-50 to 85)				°F (°C)
Sideload rejection ratio	500:1				
Safe sideload	100				% of R.C.
Maximum safe central overload	150				% of R.C.
Ultimate central overload	300				% of R.C.
Excitation, recommended	10				Vdc or Vac rms
Excitation, maximum	25				Vdc or Vac rms
Input impedance	686 - 714				Ω
Output impedance	699 - 707				Ω
Insulation resistance at 50VDC	>1000				MΩ
Material	Nickel plated alloy tool steel*				
Environmental protection	IP67				

* Stainless steel available

FSO - Full Scale Output

Disclaimer

All product specifications and data are subject to change without notice.

Vishay Precision Group, Inc., its affiliates, agents, and employees, and all persons acting on its or their behalf (collectively, "Vishay Precision Group"), disclaim any and all liability for any errors, inaccuracies or incompleteness contained herein or in any other disclosure relating to any product.

Vishay Precision Group disclaims any and all liability arising out of the use or application of any product described herein or of any information provided herein to the maximum extent permitted by law. The product specifications do not expand or otherwise modify Vishay Precision Group's terms and conditions of purchase, including but not limited to the warranty expressed therein, which apply to these products.

No license, express or implied, by estoppel or otherwise, to any intellectual property rights is granted by this document or by any conduct of Vishay Precision Group.

The products shown herein are not designed for use in medical, life-saving, or life-sustaining applications unless otherwise expressly indicated. Customers using or selling Vishay Precision Group products not expressly indicated for use in such applications do so entirely at their own risk and agree to fully indemnify Vishay Precision Group for any damages arising or resulting from such use or sale. Please contact authorized Vishay Precision Group personnel to obtain written terms and conditions regarding products designed for such applications.

Product names and markings noted herein may be trademarks of their respective owners.